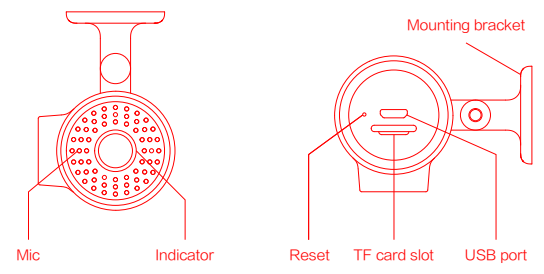
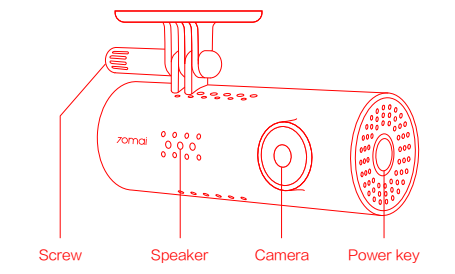





<p><b>Product overview</b></p> 		<p><b>Package contents</b></p> <ol style="list-style-type: none"> <li>1. 70mai Dash Cam × 1</li> <li>2. USB cable × 1</li> <li>3. Power adapter × 1</li> <li>4. Electrostatic sticker × 1</li> <li>5. Heat resistant adhesive (sticked to the mounting bracket) × 1</li> <li>6. User manual × 1</li> </ol> <p><b>Specifications</b></p> <p>Resolution: 1080P, 30FPS  FOV: 130°  Aperture: F2.2  RAM: 512Mb  Extended storage: TF card, 8GB-64GB, Class10 or above  Wi-Fi: IEEE 802.11 b/g/n 2.4GHz</p>	<p><b>User guide</b></p> <p>Please scan the QR code below to get the online user guide, please use the product under the guidance of the user guide.</p> 	<p><b>70MAI DASH CAM USER MANUAL</b></p> <p>Model: Midrive D01  Manufacturer: 70mai Co., Ltd.</p> <p>Service: help@70mai.com  For further information, please go to www.70mai.com</p>
--	--	--	--	---

<p><b>Install APP</b></p> <p>Please use the product with 70mai app. To download and install the app, search for "70mai" in Google Play Store (Android) or App Store (iOS).  Or you can download the app by scanning the QR code below:</p>  <p>70mai Dash Cam Wi-Fi hotspot:  Hotspot name: 70mai_d01_XXXX ( Please check the label on the device body for the hotspot name. )  Default password: 12345678</p> <p>Please refer to the online user guide for the way of building connection.</p>	<p><b>Safety precautions</b></p> <ol style="list-style-type: none"> <li>1. 70mai Dash Cam records videos outside of the moving vehicles. It can't protect drivers and passengers from any accidents. We shall not take any responsibility if the user gets involved in any traffic accident and/or bears any loss due to the product failure, information loss, or product operation.</li> <li>2. Due to the differences in vehicle type, driving preferences, the environment, and other differences, parts of the product or the whole product may not work normally in the given circumstances. The recording may not work normally because of losing external power source, working in abnormal temperatures and/or humidity, collisions, the TF card damage, and other possible reasons. We do not guarantee that all the videos can be saved completely in any given situation. The images recorded by this product are for reference only.</li> <li>3. Install the product correctly, do not block driver's vision, do not obstruct the air bag either.Keep the product at least 20cm away from the driver and the passengers'body. Incorrect installation of the product may cause product failure and injury.</li> <li>4. Keep this product away from strong magnetic fields to avoid damage.</li> <li>5. Do not insert or pull out the TF card when the product is working to avoid damaging the TF card.</li> <li>6. Use a TF card with storage capacity between 16GB and 64GB, and reading and writing speed not lower than Class10. Format the TF card before using it.</li> <li>7. TF card may be damaged after repetitive use, replace the TF card in time in that case.We shall not bear any responsibility for the failure caused by TF cards.</li> <li>8. The product can record and save the footage of traffic accidents, but we do not guarantee any accident footage can always be recorded and saved. Slight collisions may not be detected by the sensor; therefore, the footage may not be placed among the event videos.</li> <li>9. Do not use this product in the temperatures higher than 60℃ or lower than -20℃.</li> <li>10. The battery may get discharged if the device is not used for a long time. You might be asked to reset the device time when you power the device on again.</li> </ol>	<ol style="list-style-type: none"> <li>11. Do not shake or press the product. Strong impact or shaking may bring irreparable damage to the product.</li> <li>12. Do not clean this product by chemical solvents or cleansers.</li> <li>13. Use this product within the scope of the law.</li> <li>14. Be careful that the housing's temperature rises when the device is running.</li> </ol>	<p><b>FCC</b></p> <p>Changes or modifications not expressly approved by the party responsible for compliance could void the user's authority to operate the equipment.</p> <p>This equipment has been tested and found to comply with the limits for a Class B digital device, pursuant to Part 15 of the FCC Rules. These limits are designed to provide reasonable protection against harmful interference in a residential installation. This equipment generates, uses and can radiate radio frequency energy and, if not installed and used in accordance with the instructions, may cause harmful interference to radio communications. However, there is no guarantee that interference will not occur in a particular installation.</p> <p>If this equipment does cause harmful interference to radio or television reception, which can be determined by turning the equipment off and on, the user is encouraged to try to correct the interference by one or more of the following measures:  -- Reorient or relocate the receiving antenna.  -- Increase the separation between the equipment and receiver.  -- Connect the equipment into an outlet on a circuit different from that to which the receiver is connected.  -- Consult the dealer or an experienced radio/TV technician for help.</p> <p>This device complies with Part 15 of the FCC Rules. Operation is subject to the following two conditions: (1) this device may not cause harmful interference, and (2) this device must accept any interference received, including interference that may cause undesired operation.</p> <p>This equipment complies with FCC radiation exposure limits set forth for an uncontrolled environment. This equipment should be installed and operated with a minimum distance of 20cm between the radiator &amp; your body. This transmitter must not be co-located or operating in conjunction with any other antenna or transmitter.</p>	<p>70mai Dash Cam</p> 
--	--	--	---	---